



MICHIGAN TECH EMPLOYEES  
FEDERAL CREDIT UNION

# 2019 Annual Report



Thank you for  
joining us!



**Michigan Tech Employees Federal Credit Union's  
66th Annual Business Meeting  
Wednesday, April 15, 2020  
700 E Sharon Ave, Houghton, MI 49931**

**Agenda**

**Call to Order**

Welcome (Brent Lekvin)  
Confirmation of a Quorum  
Adoption of Agenda

**Approval of Minutes**

65th Annual Meeting, April 10, 2019

**Reports**

Board of Directors (Brent Lekvin)  
Supervisory Committee (Sheila Milligan)  
President (David Rautiola)

**Questions/Comments from the Membership**

**Unfinished Business**

None

**New Business**

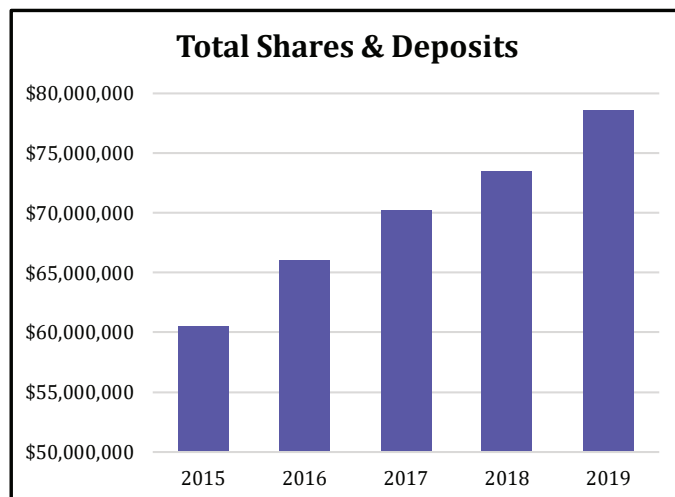
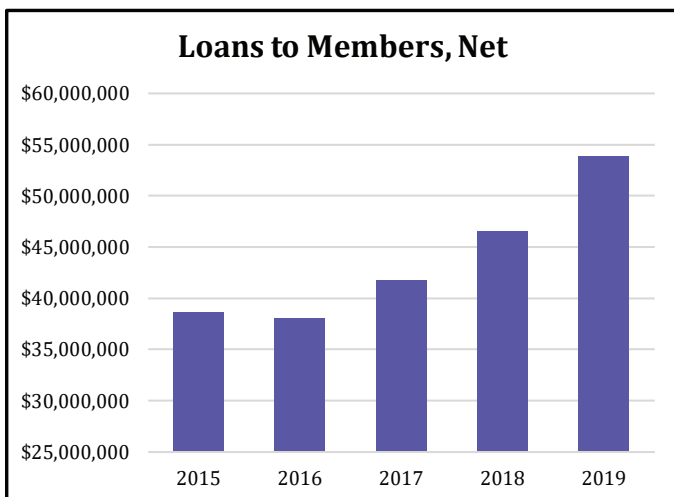
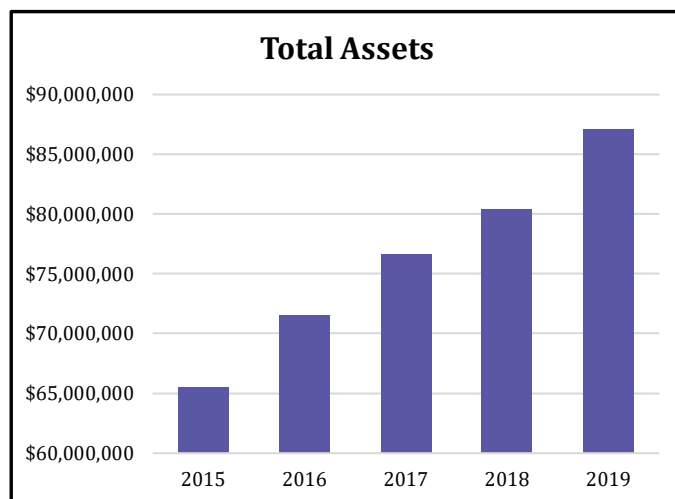
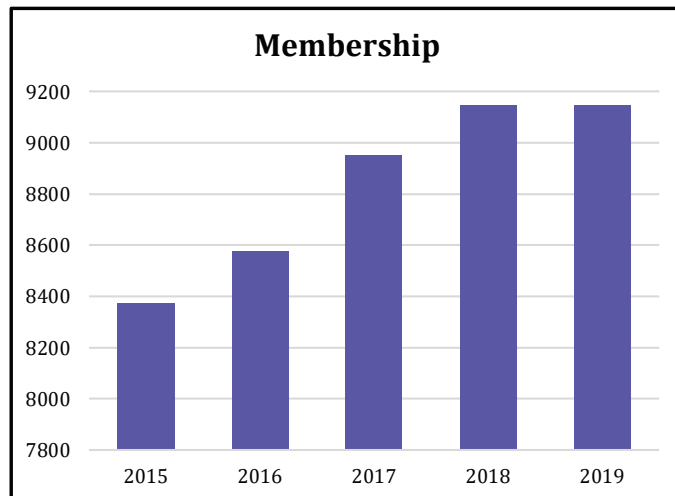
2019 MTEFCU College Scholarships

**Election of the Board of Directors**

Report of Tellers/Election Results

**Community Donation**

**Adjournment**



STATEMENT OF  
FINANCIAL CONDITION

ASSETS	2019	2018	2017
Cash and cash equivalents	\$ 3,622,613	\$ 4,149,588	\$ 2,926,078
Other interest-bearing deposits	-	-	-
Securities available for sale	26,409,762	26,548,077	28,884,089
Loans held for sale	276,727	99,639	42,893
Loans to members, net	53,892,919	46,538,026	41,724,722
Premises and equipment	1,253,107	1,255,952	1,349,090
Accrued interest receivable	238,690	208,286	201,620
Other real estate owned, net	27,957	128,447	24,330
National Credit Union Share Insurance Fund Deposit	776,186	722,131	701,220
Alloya Corporate FCU perpetual capital investment, at cost	311,700	311,700	311,700
Other assets	271,475	413,367	400,820
<b>TOTAL ASSETS</b>	<b>\$ 87,081,136</b>	<b>\$ 80,375,213</b>	<b>\$ 76,566,562</b>

**MEMBER'S EQUITY AND LIABILITIES**

**Equity**

Members' equity, substantially restricted	\$ 1,405,530	\$ 1,405,530	\$ 1,405,530
Unappropriated earnings	6,705,068	5,807,603	4,901,498
Unrealized gain/(loss) on unavailable for sale securities	26,475	(635,628)	(484,698)
<b>Total Members' Equity</b>	<b>\$ 8,137,073</b>	<b>\$ 6,577,505</b>	<b>\$ 5,822,330</b>

**Liabilities**

Members' shares and deposits	\$ 78,600,506	\$ 73,461,051	\$ 70,202,056
Other liabilities	343,557	336,657	542,176
<b>Total Liabilities</b>	<b>\$ 78,944,063</b>	<b>\$ 73,797,708</b>	<b>\$ 70,744,232</b>

<b>TOTAL LIABILITIES AND MEMBERS' EQUITY</b>	<b>\$ 87,081,136</b>	<b>\$ 80,375,213</b>	<b>\$ 76,566,562</b>
--	----------------------	----------------------	----------------------

INTEREST INCOME	2019	2018	2017
Interest on loans to members	\$ 2,400,482	\$ 2,079,120	\$ 1,914,759
Interest on securities and cash equivalents	632,231	572,155	555,984
<b>Total Interest Income</b>	<b>\$ 3,032,713</b>	<b>\$ 2,651,275</b>	<b>\$ 2,470,743</b>

**INTEREST EXPENSE**

Dividends on members' shares	\$ 139,490	\$ 94,129	\$ 97,127
Interest on borrowed funds	-	37	239
<b>Total Interest Expense</b>	<b>\$ 139,490</b>	<b>\$ 94,166</b>	<b>\$ 97,366</b>

**PROVISION FOR LOAN LOSSES**

Net interest income	\$ 2,893,224	\$ 2,557,109	\$ 2,373,377
Provision for loan losses	37,000	12,000	12,000
<b>Total Net Interest Income</b>	<b>\$ 2,856,224</b>	<b>\$ 2,545,109</b>	<b>\$ 2,361,377</b>

**NON-INTEREST INCOME**

Service charges and other fees	\$ 585,792	\$ 553,413	\$ 573,143
Other non-interest income	519,778	521,454	414,802
Net gain/(loss) on sale of loans	151,942	74,372	136,677
Net gain/(loss) on sale of investment securities	616	1,801	(1,574)
Net gain/(loss) on sale of other assets	7,929	11,525	(2,323)
<b>Total Non-Interest Income</b>	<b>\$ 1,266,057</b>	<b>\$ 1,162,565</b>	<b>\$ 1,120,726</b>

**NON-INTEREST EXPENSE**

Salaries and benefits	\$ 1,525,758	\$ 1,340,850	\$ 1,473,225
Operations	1,581,246	1,343,803	1,234,095
Occupancy	117,812	116,916	122,861
<b>Total Non-Interest Expense</b>	<b>\$ 3,224,816</b>	<b>\$ 2,801,569</b>	<b>\$ 2,879,573</b>

<b>NET INCOME</b>	<b>\$ 897,465</b>	<b>\$ 906,105</b>	<b>\$ 602,530</b>
-------------------	-------------------	-------------------	-------------------

STATEMENT OF INCOME



*Thank you to the Board of Directors,  
Supervisory Committee, and employees  
for their dedication to the credit union  
and our members.*

## Employees

Kirsten Berg  
Margo Bier  
Robin Bonini  
Lindsay Capek  
Mary Jo Coleman  
Eric Coon  
Nichole Este  
Sheila Geshel  
Shannon Holman  
Madelyn Johnson  
Krista Jukkala  
Pete Lammi  
Lisa Marjamaa  
Wendy Mattfolk  
Holly Mattson  
Paula Megowen  
Suzanne Miron  
Hannah Noid  
Shelby Oja  
David Rautiola  
Lisa Ruelle  
Macy Ryyananen  
Theresa Tangen  
Amber Wentworth

## Board of Directors

Brent Lekvin, *Chair*  
Terry Monson, *Vice Chair*  
Tammy LaBissoniere, *Secretary*  
Karl Benda  
Anders Hill  
Mark Korkko  
Susan Laajala

## Supervisory Committee

Sheila Milligan, *Chair*  
Tammy LaBissoniere, *Board Liaison*  
Nels Christopherson  
Tom Merz

